

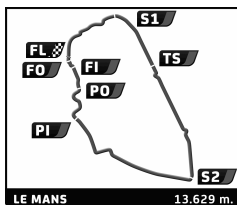
83° Edition des 24 Heures du Mans

Le Mans Legend Race (45')

Provisional Classification

Amended

| Drivers | Team | Vehicle | Class | Laps | Total Time | Gap | Kph | Best Lap | | |
|---|------|--------------------------------------|-------|------|------------|-----------|-------|----------|----------|-------|
| | | | | | | | | Lap | Time | Kph |
| 1 12 Bernard THUNER/Claude NAHUM | | Ford GT40 Mk1 | 6 | 8 | 44:40.000 | - | 146.5 | 4 | 4:32.227 | 180.2 |
| 2 63 Andrew SMITH/James COTTINGHAM | | Ford GT40 Mk1 | 6 | 8 | 44:53.969 | +13.969 | 145.7 | 4 | 4:37.739 | 176.7 |
| 3 201 Ludovic CARON | | Shelby Cobra 289 MkII | 4 | 8 | 44:54.355 | +14.355 | 145.7 | 3 | 4:42.913 | 173.4 |
| 4 76 David HART | | AC Cobra Le Mans | 4 | 8 | 44:54.559 | +14.559 | 145.7 | 3 | 4:42.792 | 173.5 |
| 5 3 Richard MEINS | | Ford GT40 | 6 | 8 | 44:58.899 | +18.899 | 145.4 | 4 | 4:39.740 | 175.4 |
| 6 37 Philip WALKER/Miles GRIFFITHS | | Ford GT40 | 6 | 8 | 45:01.068 | +21.068 | 145.3 | 4 | 4:45.056 | 172.1 |
| 7 28 Sylvain STEPAN/Jean Luc BLANCHEMAIN | | Alpine A220 | 6 | 8 | 45:10.901 | +30.901 | 144.8 | 2 | 4:35.395 | 178.2 |
| 8 22 Michael SQUIRE | | AC Cobra | 4 | 8 | 45:17.798 | +37.798 | 144.4 | 4 | 4:51.991 | 168.0 |
| 9 122 Siamak SIASSI/Wolfgang KAUFMANN | | Jaguar E-type Semi-Lightweight | 4 | 8 | 45:19.332 | +39.332 | 144.3 | 2 | 4:56.748 | 165.3 |
| 10 89 Steve SOPER | | Jaguar E-type Semi-Lightweight | 4 | 8 | 45:22.744 | +42.744 | 144.2 | 2 | 4:56.947 | 165.2 |
| 11 14 Marc DONCIEUX | | Ford GT40 | 6 | 8 | 45:26.025 | +46.025 | 144.0 | 3 | 4:50.366 | 169.0 |
| 12 70 Dion KREMER | | Lotus 17 Prototype | 3 | 8 | 45:27.968 | +47.968 | 143.9 | 2 | 4:58.434 | 164.4 |
| 13 9 Nicolas CHAMBON | | AC Cobra Shelby American | 4 | 8 | 45:31.237 | +51.237 | 143.7 | 4 | 5:03.212 | 161.8 |
| 14 34 Eberhard BAUNACH | | Chevrolet Corvette | 4 | 8 | 45:33.477 | +53.477 | 143.6 | 2 | 5:07.899 | 159.4 |
| 15 60 Guy PEETERS/Michel WANTY | | Lotus 15 | 3 | 8 | 45:36.395 | +56.395 | 143.4 | 2 | 5:07.977 | 159.3 |
| 16 5 John YOUNG | | Jaguar C-type | 1 | 8 | 45:37.217 | +57.217 | 143.4 | 3 | 5:08.467 | 159.1 |
| 17 112 Barrie BAXTER | | Maserati 151/154 | 4 | 8 | 45:44.089 | +1:04.089 | 143.0 | 2 | 5:15.772 | 155.4 |
| 18 8 Martin BREWER/Tim MOGRIDGE | | Jaguar E-type Lightweight | 4 | 8 | 45:44.143 | +1:04.143 | 143.0 | 3 | 5:13.717 | 156.4 |
| 19 10 Afschin FATEMI | | Porsche 904/B | 5 | 8 | 45:47.032 | +1:07.032 | 142.9 | 3 | 5:06.815 | 159.9 |
| 20 29 Keith AHLERS/James (Billy) BELLINGER | | Morgan Plus 4 Supersports | 4 | 7 | 44:44.409 | 1 Lap | 127.9 | 3 | 5:17.315 | 154.6 |
| 21 49 Clive JOY/Jarrah VENABLES | | Jaguar D-type | 2 | 7 | 44:51.453 | 1 Lap | 127.6 | 6 | 5:13.173 | 156.7 |
| 22 54 Derek HOOD | | Cooper Jaguar T33 | 1 | 7 | 44:51.548 | 1 Lap | 127.6 | 2 | 5:23.573 | 151.6 |
| 23 39 John EMBERSON | | Morgan Plus 4 Super Sports | 5 | 7 | 44:58.323 | 1 Lap | 127.3 | 5 | 5:33.667 | 147.0 |
| 24 86 Till BECHTOLSHEIMER | | Tajero EE Buick | 4 | 7 | 44:58.518 | 1 Lap | 127.3 | 3 | 5:19.625 | 153.5 |
| 25 155 Andrew SHARP | | Aston Martin DB2 | 1 | 7 | 45:00.933 | 1 Lap | 127.2 | 3 | 5:33.268 | 147.2 |
| 26 36 Jean LAURENT-BELLUE/Alex FURIANI | | Alfa Romeo Giulia TZ | 5 | 7 | 45:09.872 | 1 Lap | 126.7 | 3 | 5:29.829 | 148.8 |
| 27 17 Graf Joachim VON FINCKENSTEIN | | Mercedes 300SL Gullwing | 2 | 7 | 45:11.470 | 1 Lap | 126.7 | 5 | 5:37.981 | 145.2 |
| 28 19 Paul CHASE-GARDENER | | Mercedes 300M Gullwing | 2 | 7 | 45:13.150 | 1 Lap | 126.6 | 2 | 5:38.384 | 145.0 |
| 29 44 Phil HOOOPER/Ian BANKHURST | | TVR Grantura MkIII | 5 | 7 | 45:15.073 | 1 Lap | 126.5 | 2 | 5:39.011 | 144.7 |
| 30 121 Glynn ALLEN/Tim STAMPER | | Aston Martin DB2 Lightweight Le Mans | 1 | 7 | 45:17.286 | 1 Lap | 126.4 | 3 | 5:37.911 | 145.2 |
| 31 30 Wil ARIF | | Jaguar XK120 OTS | 1 | 7 | 45:18.080 | 1 Lap | 126.4 | 3 | 5:43.113 | 143.0 |
| 32 65 Mark BATES/James BATES | | Porsche 901 | 5 | 7 | 45:18.687 | 1 Lap | 126.3 | 6 | 5:43.428 | 142.9 |
| 33 59 Simon KING | | Morgan Plus 4 Supersports | 5 | 7 | 45:21.008 | 1 Lap | 126.2 | 4 | 5:44.420 | 142.5 |
| 34 2 David WENMAN | | Jaguar C-type | 1 | 7 | 45:22.516 | 1 Lap | 126.2 | 3 | 5:44.378 | 142.5 |
| 35 64 Colin ELSTROP/John COYLE | | TVR Grantura | 5 | 7 | 45:23.497 | 1 Lap | 126.1 | 2 | 5:49.383 | 140.4 |
| 36 45 David GREEN/Mathew GREEN | | MG B Roadster | 5 | 7 | 45:24.468 | 1 Lap | 126.1 | 2 | 5:50.289 | 140.1 |
| 37 32 Katarina KYVALOVA | | Austin-Healey 3000 MK1 | 4 | 7 | 45:27.393 | 1 Lap | 125.9 | 3 | 5:46.216 | 141.7 |
| 38 138 Paul LATIMER/James OWEN | | MG B | 5 | 7 | 45:31.375 | 1 Lap | 125.7 | 2 | 5:51.907 | 139.4 |
| 39 183 Gideon HUDSON | | Lotus Elite | 5 | 7 | 45:42.564 | 1 Lap | 125.2 | 5 | 6:02.390 | 135.4 |
| 40 20 Rainer BECKER | | Porsche 910 | 6 | 7 | 45:43.378 | 1 Lap | 125.2 | 2 | 5:08.809 | 158.9 |
| 41 23 Richard LAKE | | AC Ace | 3 | 6 | 44:51.172 | 2 Laps | 109.4 | 3 | 6:19.646 | 129.2 |
| 42 42 Carlos MARTINEZ DE CAMPOS/Chris KEITH-LUCAS | | Jaguar XK140 FHC | 2 | 6 | 44:58.291 | 2 Laps | 109.1 | 4 | 6:14.360 | 131.1 |
| 43 46 Christopher CLEGG/Charles CLEGG | | Austin-Healey Sebring Sprite | 5 | 6 | 45:06.922 | 2 Laps | 108.8 | 2 | 6:16.135 | 130.4 |
| 44 6 Diogo FERRAO/Martin STRETTON | | Ford GT40 | 6 | 5 | 23:06.410 | 3 Laps | 176.9 | 2 | 4:33.354 | 179.5 |
| 45 25 Martin MELLING | | Jaguar E-type Low Drag | 4 | 5 | 26:17.340 | 3 Laps | 155.5 | 3 | 5:04.975 | 160.9 |
| 46 21 Karsten LE BLANC/Christiaan VAN LANSCHOT | | Austin-Healey 3000 | 4 | 5 | 29:15.793 | 3 Laps | 139.7 | 3 | 5:22.578 | 152.1 |
| 47 18 Robert RAWE/Stephen ARCHER | | Aston Martin DB4GT DP214 | 4 | 5 | 29:33.518 | 3 Laps | 138.3 | 2 | 5:21.370 | 152.7 |
| 48 7 David COOKE/Neil TWYMAN | | Lotus 11 Le Mans | 3 | 5 | 31:15.561 | 3 Laps | 130.8 | 3 | 5:40.686 | 144.0 |
| 49 83 Barrie WILLIAMS/Josh SADLER | | Marcos Mini Marcos GT | 5 | 5 | 31:23.361 | 3 Laps | 130.3 | 3 | 5:35.596 | 146.2 |
| 50 1 Alain RÜEDE | | Chevrolet Corvette | 4 | 5 | 44:53.932 | 3 Laps | 91.1 | 2 | 5:40.007 | 144.3 |
| 51 41 Chris WARD | | Lister Costin | 2 | 5 | 47:16.080 | 3 Laps | 86.5 | | | |
| 52 38 Jan GUZEN | | Ferrari 275 GTB | 4 | 3 | 16:40.519 | 5 Laps | 147.1 | 2 | 5:08.799 | 158.9 |
| 53 26 François COINTREAU | | Panhard Monopole X86 | 3 | 3 | 32:14.694 | 5 Laps | 76.1 | 2 | 9:08.704 | 89.4 |
| 54 27 John SHELDON | | Lotus Elan | 5 | 2 | 11:06.118 | 6 Laps | 147.3 | 2 | 5:20.984 | 152.9 |
| 55 4 Andy DEE-CROWNE | | Allard J2X Le Mans | 1 | 2 | 15:29.752 | 6 Laps | 105.5 | 2 | 7:17.975 | 112.0 |
| 56 11 Harry WYNDHAM | | Jaguar D-Type | 2 | | | | | | | |
| 57 15 Patrick WATTS | | Allard J2 | 1 | | | | | | | |
| 58 24 Sam THOMAS/Sam HANCOCK | | Jaguar E-type Lightweight | 4 | | | | | | | |
| 59 31 Paul GRIFFIN/Gillian CARR | | Connaught ALSR | 3 | | | | | | | |
| 60 33 Tom ALEXANDER/David CLARK | | Aston Martin DB4GT | 4 | | | | | | | |
| 61 55 Gregory MARTIN | | Cooper Monaco T49 | 2 | | | | | | | |
| 62 57 Holly MASON-FRANCHITTI/Charles KNILL-JONES | | Alfa Romeo TZ1 | 5 | | | | | | | |



83° Edition des 24 Heures du Mans

Amended

Le Mans Legend
Race (45')

Provisional Classification

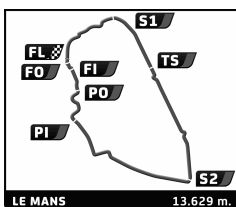
| Drivers | Team | Vehicle | Class | Laps | Total Time | Gap | Kph | Best Lap | | |
|----------------------|------|----------------------|-------|------|------------|-----------------|-----|----------|------|-----|
| | | | | | | | | Lap | Time | Kph |
| Pole Position | | B. THUNER | | | | 4:30.280 | | 181.5 | Kph | |
| Fastest Lap | | Lap 4 Bernard THUNER | | | | 4:32.227 | | 180.2 | Kph | |

0,5 SECONDS PENALTY TO NUM. 201 DUE TO STEWARDS DECISION N° 2

Published at:

Track Status: **DRY**

| | |
|-----------------------|--------------------|
| Race Director: | Timekeeper: |
|-----------------------|--------------------|



Le Mans Legend

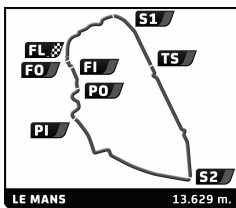
83^e Edition des 24 Heures du Mans

Race

Amended

Provisional Classification by Class

| Nr. Drivers | Team | Car | Time | Lap | Total | Gap | Kph |
|-------------|---|--------------------------------------|-----------------|-----|-------|------------------|--------------|
| 1 | | | | | | | |
| 1 | 5 J. YOUNG | Jaguar C-type | 5:08.467 | 3 | 8 | | 159.1 |
| 2 | 54 D. HOOD | Cooper Jaguar T33 | 5:23.573 | 2 | 7 | 1 Laps 1 Laps | 151.6 |
| 3 | 155 A. SHARP | Aston Martin DB2 | 5:33.268 | 3 | 7 | 1 Laps +9.385 | 147.2 |
| 4 | 121 G. ALLEN / T. STAMPER | Aston Martin DB2 Lightweight Le Mans | 5:37.911 | 3 | 7 | 1 Laps +16.353 | 145.2 |
| 5 | 30 W. ARIF | Jaguar XK120 OTS | 5:43.113 | 3 | 7 | 1 Laps +0.794 | 143.0 |
| 6 | 2 D. WENMAN | Jaguar C-type | 5:44.378 | 3 | 7 | 1 Laps +4.436 | 142.5 |
| 7 | 4 A. DEE-CROWNE | Allard J2X Le Mans | 7:17.975 | 2 | 2 | 6 Laps 5 Laps | 112.0 |
| 8 | 15 P. WATTS | Allard J2 | | | | 8 Laps 2 Laps | |
| 2 | | | | | | | |
| 1 | 49 C. JOY / J. VENABLES | Jaguar D-type | 5:13.173 | 6 | 7 | | 156.7 |
| 2 | 17 G. VON FINCKENSTEIN | Mercedes 300SL Gullwing | 5:37.981 | 5 | 7 | +20.017 +20.017 | 145.2 |
| 3 | 19 P. CHASE-GARDENER | Mercedes 300M Gullwing | 5:38.384 | 2 | 7 | +21.697 +1.680 | 145.0 |
| 4 | 42 C. MARTINEZ DE CAMPOS / C. KEITH-LUCAS | Jaguar XK140 FHC | 6:14.360 | 4 | 6 | 1 Laps 1 Laps | 131.1 |
| 5 | 41 C. WARD | Lister Costin | | | | 5 2 Laps 1 Laps | |
| 6 | 11 H. WYNDHAM | Jaguar D-Type | | | | 7 Laps 5 Laps | |
| 7 | 55 G. MARTIN | Cooper Monaco T49 | | | | | |
| 3 | | | | | | | |
| 1 | 70 D. KREMER | Lotus 17 Prototype | 4:58.434 | 2 | 8 | | 164.4 |
| 2 | 60 G. PEETERS / M. WANTY | Lotus 15 | 5:07.977 | 2 | 8 | +8.427 +8.427 | 159.3 |
| 3 | 23 R. LAKE | AC Ace | 6:19.646 | 3 | 6 | 2 Laps 2 Laps | 129.2 |
| 4 | 7 D. COOKE / N. TWYMAN | Lotus 11 Le Mans | 5:40.686 | 3 | 5 | 3 Laps 1 Laps | 144.0 |
| 5 | 26 F. COINTREAU | Panhard Monopole X86 | 9:08.704 | 2 | 3 | 5 Laps 2 Laps | 89.4 |
| 6 | 31 P. GRIFFIN / G. CARR | Connaught ALSR | | | | | |
| 4 | | | | | | | |
| 1 | 201 L. CARON | Shelby Cobra 289 MkII | 4:42.913 | 3 | 8 | | 173.4 |
| 2 | 76 D. HART | AC Cobra Le Mans | 4:42.792 | 3 | 8 | +0.204 +0.204 | 173.5 |
| 3 | 22 M. SQUIRE | AC Cobra | 4:51.991 | 4 | 8 | +23.443 +23.239 | 168.0 |
| 4 | 122 S. SIASSI / W. KAUFMANN | Jaguar E-type Semi-Lightweight | 4:56.748 | 2 | 8 | +24.977 +1.534 | 165.3 |
| 5 | 89 S. SOPER | Jaguar E-type Semi-Lightweight | 4:56.947 | 2 | 8 | +28.389 +3.412 | 165.2 |
| 6 | 9 N. CHAMBON | AC Cobra Shelby American | 5:03.212 | 4 | 8 | +36.882 +8.493 | 161.8 |
| 7 | 34 E. BAUNACH | Chevrolet Corvette | 5:07.899 | 2 | 8 | +39.122 +2.240 | 159.4 |
| 8 | 112 B. BAXTER | Maserati 151/154 | 5:15.772 | 2 | 8 | +49.734 +10.612 | 155.4 |
| 9 | 8 M. BREWER / T. MOGRIDGE | Jaguar E-type Lightweight | 5:13.717 | 3 | 8 | +49.788 +0.054 | 156.4 |
| 10 | 29 K. AHLERS / J. BELLINGER | Morgan Plus 4 Supersports | 5:17.315 | 3 | 7 | 1 Laps 1 Laps | 154.6 |
| 11 | 86 T. BECHTOLSHEIMER | Tojeira EE Buick | 5:19.625 | 3 | 7 | 1 Laps +14.109 | 153.5 |
| 12 | 32 K. KYVALOVA | Austin-Healey 3000 MK1 | 5:46.216 | 3 | 7 | 1 Laps +28.875 | 141.7 |
| 13 | 25 M. MELLING | Jaguar E-type Low Drag | 5:04.975 | 3 | 5 | 3 Laps 2 Laps | 160.9 |
| 14 | 21 K. LE BLANC / C. VAN LANSCHOT | Austin-Healey 3000 | 5:22.578 | 3 | 5 | 3 Laps+2'58.453 | 152.1 |
| 15 | 18 R. RAWE / S. ARCHER | Aston Martin DB4GT DP214 | 5:21.370 | 2 | 5 | 3 Laps +17.725 | 152.7 |
| 16 | 1 A. RÜEDE | Chevrolet Corvette | 5:40.007 | 2 | 5 | 3 Laps 15'20.414 | 144.3 |
| 17 | 38 J. GUZEN | Ferrari 275 GTB | 5:08.799 | 2 | 3 | 5 Laps 2 Laps | 158.9 |
| 18 | 24 S. THOMAS / S. HANCOCK | Jaguar E-type Lightweight | | | | | |
| 19 | 33 T. ALEXANDER / D. CLARK | Aston Martin DB4GT | | | | 8 Laps | |
| 5 | | | | | | | |
| 1 | 10 A. FATEMI | Porsche 904/8 | 5:06.815 | 3 | 8 | | 159.9 |
| 2 | 39 J. EMBERSON | Morgan Plus 4 Super Sports | 5:33.667 | 5 | 7 | 1 Laps 1 Laps | 147.0 |
| 3 | 36 J. LAURENT-BELLUE / A. FURIANI | Alfa Romeo Giulia TZ | 5:29.829 | 3 | 7 | 1 Laps +11.549 | 148.8 |
| 4 | 44 P. HOOPER / I. BANKHURST | TVR Grantura MkIII | 5:39.011 | 2 | 7 | 1 Laps +5.201 | 144.7 |
| 5 | 65 M. BATES / J. BATES | Porsche 901 | 5:43.428 | 6 | 7 | 1 Laps +3.614 | 142.9 |
| 6 | 59 S. KING | Morgan Plus 4 Supersports | 5:44.420 | 4 | 7 | 1 Laps +2.321 | 142.5 |
| 7 | 64 C. ELSTROP / J. COYLE | TVR Grantura | 5:49.383 | 2 | 7 | 1 Laps +2.489 | 140.4 |
| 8 | 45 D. GREEN / M. GREEN | MG B Roadster | 5:50.289 | 2 | 7 | 1 Laps +0.971 | 140.1 |
| 9 | 138 P. LATIMER / J. OWEN | MG B | 5:51.907 | 2 | 7 | 1 Laps +6.907 | 139.4 |
| 10 | 183 G. HUDSON | Lotus Elite | 6:02.390 | 5 | 7 | 1 Laps +11.189 | 135.4 |
| 11 | 46 C. CLEGG / C. CLEGG | Austin-Healey Sebring Sprite | 6:16.135 | 2 | 6 | 2 Laps 1 Laps | 130.4 |
| 12 | 83 B. WILLIAMS / J. SADLER | Marcos Mini Marcos GT | 5:35.596 | 3 | 5 | 3 Laps 1 Laps | 146.2 |
| 13 | 27 J. SHELDON | Lotus Elan | 5:20.984 | 2 | 2 | 6 Laps 3 Laps | 152.9 |
| 14 | 57 H. MASON-FRANCHITTI / C. KNILL-JONES | Alfa Romeo TZ1 | | | | 8 Laps 2 Laps | |
| 6 | | | | | | | |



Le Mans Legend

83^e Edition des 24 Heures du Mans

Race

Amended

Provisional Classification by Class

| Nr. Drivers | Team | Car | Time | Lap | Total | Gap | Kph |
|---------------------------------|------|---------------|-----------------|-----|-------|---------|--------------|
| 1 12 B. THUNER / C. NAHUM | | Ford GT40 Mk1 | 4:32.227 | 4 | 8 | | 180.2 |
| 2 63 A. SMITH / J. COTTINGHAM | | Ford GT40 Mk1 | 4:37.739 | 4 | 8 | +13.969 | 176.7 |
| 3 3 R. MEINS | | Ford GT40 | 4:39.740 | 4 | 8 | +18.899 | 175.4 |
| 4 37 P. WALKER / M. GRIFFITHS | | Ford GT40 | 4:45.056 | 4 | 8 | +21.068 | 172.1 |
| 5 28 S. STEPAK / J. BLANCHEMAIN | | Alpine A220 | 4:35.395 | 2 | 8 | +30.901 | 178.2 |
| 6 14 M. DONCIEUX | | Ford GT40 | 4:50.366 | 3 | 8 | +46.025 | 169.0 |
| 7 20 R. BECKER | | Porsche 910 | 5:08.809 | 2 | 7 | 1 Laps | 158.9 |
| 8 6 D. FERRAO / M. STRETTON | | Ford GT40 | 4:33.354 | 2 | 5 | 3 Laps | 179.5 |

0,5 SECONDS PENALTY TO NUM. 201 DUE TO STEWARDS DECISION N° 2

Published at:

Track Status:

DRY

Race Director:

Timekeeper: